

## Inquiry/order form special tools – routing

**Customer details:** Customer number:  
(if known)

- Inquiry  
 Order

Delivery date: (not binding)

CW

Company:

Street:

Date:

Post code/place:

Inquiry/order no.:

Country:

Tool ID: (if known)

Phone/fax:

Quantity:

Contact person:

Signature:

### Workpiece material:

Solid wood Type:

Wood-derived material Type:

Other Type:

Direction of machining for solid wood or veneered workpieces:

- along grain  
 across grain

Type of coating:

Additional information:

### Machine:

Manufacturer:

Range of RPM: min<sup>-1</sup>

Adaptor

(e. g. SK 30, HSK-F 63 etc.):

### Tool:

Tool type (see selection pages):

Dimensions:

Diameter: mm

Cutting width: mm

Shank diameter: mm

No. of teeth:

Cutting material:

- HS  
 HW  
 ST

DP Type of feed:

- Mech. feed  
 Manual feed

Direction of rotation:

- left hand  
 right hand

State profile with sketch or drawing:

- Cutting on periphery only  
 Cutting in end grain (ramp plunging possible)  
 for plunging in z-axis

Arrangement of cutting edges:

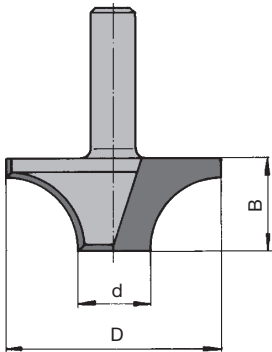
- with shear angle on one side  
 with alternate shear angle

Please tick the appropriate box

# Inquiry/order form special tools – routing

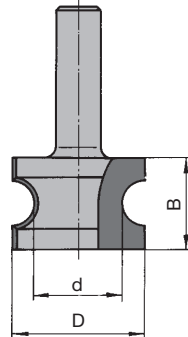
## Examples for profile groups 1 and 2:

WO 521-1  
open profile



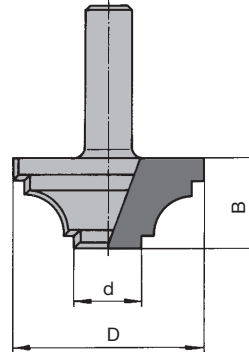
Profile group 1:  
cutting on periphery  
with bottom knife for  
cutting in end grain

WO 522-1  
closed profile



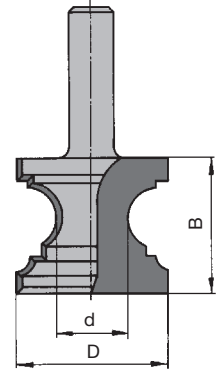
Profile group 1:  
cutting on periphery

WO 521-2  
open profile



Profile group 2:  
cutting on periphery  
with bottom knife for  
cutting in end grain

WO 522-2  
closed profile



Profile group 2:  
cutting on periphery  
with bottom knife for  
cutting in end grain

Sketch for application plan, profile drawing, special motor spindle etc.  
Enter on sketch which side of workpiece to table i. e. face side on top/bottom